

We use cookies to provide you with a better onsite experience. By continuing to browse the site you are agreeing to our use of cookies in accordance with our [Cookie Policy](#).



SCIENTIFIC
AMERICAN®

SUBSCRIBE




Beautiful Minds

The Real Neuroscience of Creativity

So yea, you know how the left brain is really realistic, analytical, practical, organized, and logical, and the right brain is so darn creative, passionate, sensual, tasteful, colorful, vivid, and poetic?

By Scott Barry Kaufman on August 19, 2013



ADVERTISEMENT | REPORT AD

So yea, you know how the left brain is really *realistic, analytical, practical, organized, and logical*, and the right brain is so darn *creative, passionate, sensual,*

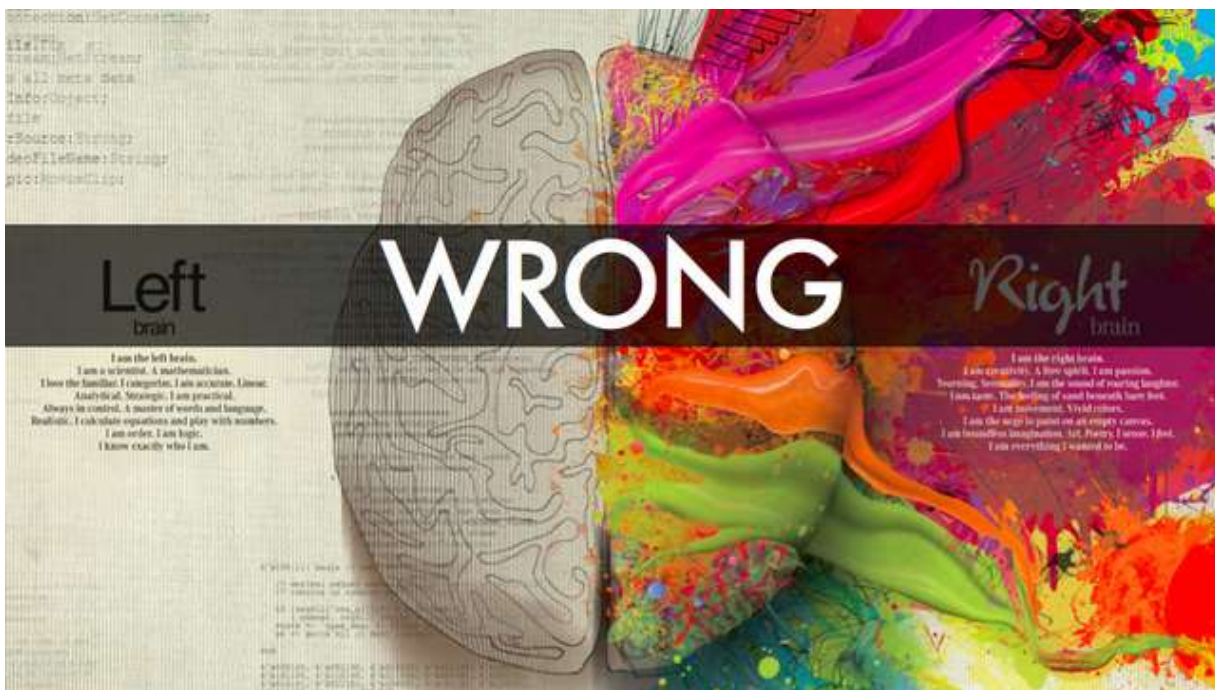
tasteful, colorful, vivid, and poetic?

No.

Just no.

Stop it.

Please.



Thoughtful cognitive neuroscientists such as Anna Abraham, Mark Beeman, Adam Bristol, Kalina Christoff, Andreas Fink, Jeremy Gray, Adam Green, Rex Jung, John Kounios, Hikaru Takeuchi, Oshin Vartanian, Darya Zabelina and others are on the forefront of investigating what actually happens in the brain during the creative process. And their findings are overturning conventional and overly simplistic notions surrounding the neuroscience of creativity.

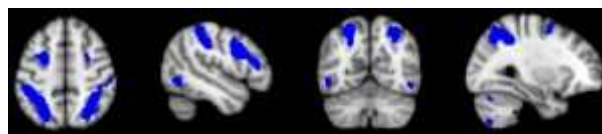
The latest findings from the real neuroscience of creativity suggest that the right brain/left brain distinction does not offer us the full picture of how creativity is implemented in the brain.* *Creativity does not involve a single brain region or single side of the brain.*

Instead, the entire creative process— from preparation to incubation to illumination to verification-- consists of many interacting cognitive processes (both conscious and unconscious) and emotions. Depending on the stage of the creative process, and *what* you're actually attempting to create, different brain regions are recruited to handle the task.

Importantly, many of these brain regions work as a team to get the job done, and many *recruit structures from both the left and right side of the brain*. In recent years, evidence has accumulated suggesting that “cognition results from the dynamic interactions of distributed brain areas operating in large-scale networks.”

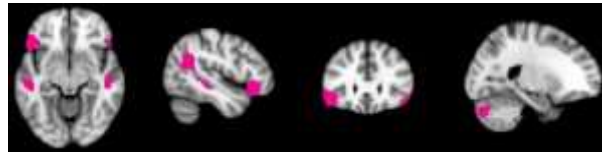
Depending on the task, different brain networks will be recruited.

For instance, every time you pay attention to the outside world, or attempt to mentally rotate a physical image in your mind (e.g., trying to figure out how to fit luggage into the trunk of your car), the Dorsal Attention / Visuospatial Network is likely to be active. This network involves communication between the frontal eye fields and the intraparietal sulcus:



The Dorsal Attention / Visuospatial Network

If your task makes greater demands on language, however, Broca's area and Wernicke's area are more likely to be recruited:



The Language Network

But what about creative cognition? Three large-scale brain networks are critical to understanding the neuroscience of creativity. Let's review them here.

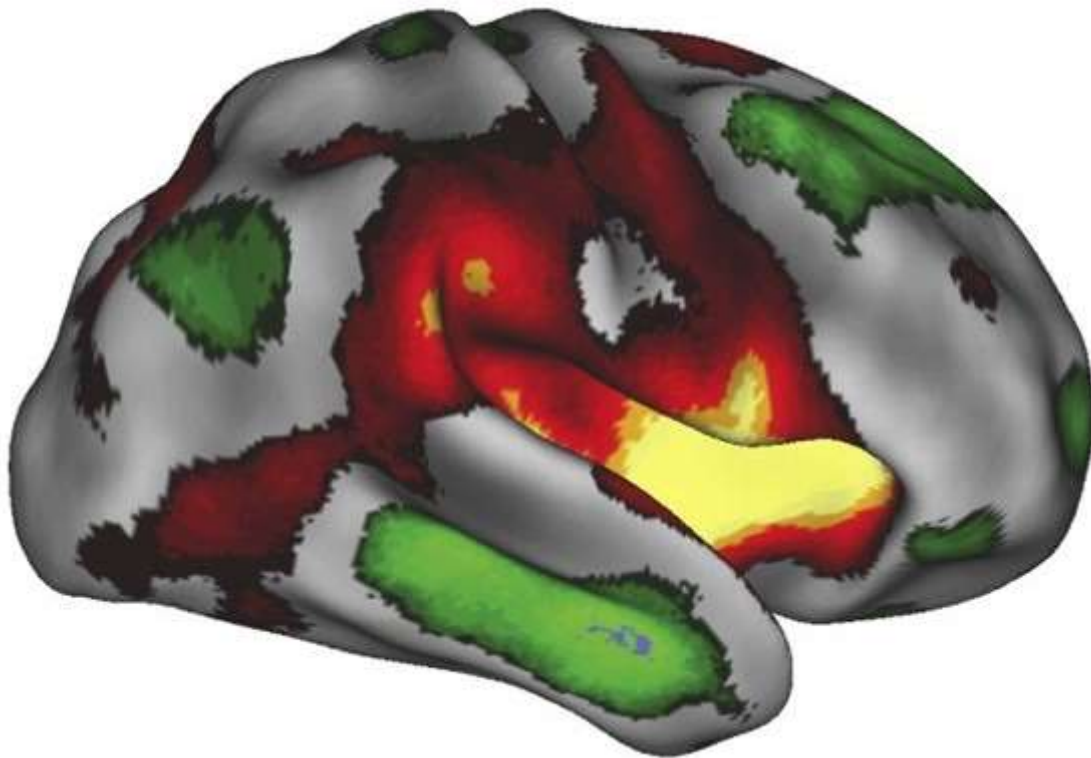
Network 1: The Executive Attention Network

The Executive Attention Network is recruited when a task requires that the spotlight of attention is focused like a laser beam. This network is active when you're concentrating on a challenging lecture, or engaging in complex problem solving and reasoning that puts heavy demands on working memory. This neural architecture involves efficient and reliable communication between lateral (outer) regions of the prefrontal cortex and areas toward the back (posterior) of the parietal lobe.

Network 2: The Imagination Network

According to Randy Buckner and colleagues, the Default Network (referred to here as the Imagination Network) is involved in "constructing dynamic mental simulations based on personal past experiences such as used during remembering, thinking about the future, and generally when imagining alternative perspectives and scenarios to the present." The Imagination Network is also involved in social cognition. For instance, when we are imagining what someone else is thinking, this brain network is

active. The Imagination Network involves areas deep inside the prefrontal cortex and temporal lobe (medial regions), along with communication with various outer and inner regions of the parietal cortex.



Green= The Executive Attention Network; Red= The Imagination Network

Network 3: The Salience Network

The Salience Network constantly monitors both external events and the internal stream of consciousness and flexibly passes the baton to whatever information is most salient to solving the task at hand. This network consists of the dorsal anterior cingulate cortices [dACC] and anterior insular [AI] and is important for dynamic switching between networks.



The Saliency Network

The Neuroscience of Creative Cognition: A First Approximation

The key to understanding the neuroscience of creativity lies not only in knowledge of large-scale networks, but in recognizing that different patterns of neural activations and deactivations are important at different stages of the creative process.

Sometimes, it's helpful for the networks to work with each other, and sometimes such cooperation can impede the creative process.

In a recent large review, Rex Jung and colleagues provide a "first approximation" regarding how creative cognition might map on to the human brain. Their review suggests that when you want to loosen your associations, allow your mind to roam free, imagine new possibilities, and silence the inner critic, it's good to reduce activation of the Executive Attention Network (a bit, but not completely) and increase activation of the Imagination and Saliency Networks. Indeed, recent research on jazz musicians and rappers engaging in creative improvisation suggests that's precisely what is happening in the brain while in a flow state.

However, sometimes it's important to bring the Executive Attention Network back online, and critically evaluate and implement your creative ideas.

Or else *this* can happen:



As Jung and colleagues note, their model of the structure of creative cognition is only a first approximation. At this point, we just have leads on the real neuroscience of creativity. The investigation of large-scale brain networks does appear to be a more promising research direction than focusing entirely on the left and right hemispheres; the creative process appears to involve the dynamic interplay of these large-scale networks. Also, converging research findings do suggest that creative cognition recruits brain regions that are critical for daydreaming, imagining the future, remembering deeply personal memories, constructive internal reflection, meaning making, and social cognition.

	SHARE	LATEST
--	-------	--------

Nevertheless, much more research is needed that investigates how the brain creates across different domains, species, and timescales.

It's an exciting time for the neuroscience of creativity, as long as you ditch outdated notions of how creativity works. This requires embracing the messiness of the creative process and the dynamic brain activations and collaborations among many different brains that make it all possible.

© 2013 Scott Barry Kaufman, All Rights Reserved

Disclaimer: I was one of the reviewer's of the paper by Rex Jung and colleagues.

Note: For more on the latest findings in the emerging neuroscience of creativity, I highly recommend the recent book "Neuroscience of Creativity," edited by Oshin Vartanian, Adam S. Bristol, and James C. Kaufman.

** There's some grain of truth to the left brain/right brain distinction. For instance, spatial reasoning recruits more structures in the right hemisphere, and language processing recruits more structures in the left hemisphere. Also, there's some really interesting research conducted by John Kounios and Mark Beeman showing that the Aha! moment of insight-- in which participants discover seemingly unrelated words-- is associated with activation of the right anterior superior temporal gyrus. None of these findings, however, negate the fact that the entire creative process involves the whole brain.*

image credit #1: io9; image credit #2, 3, & 5: findlab.stanford.edu; image credit #4: pnas; image credit #6: photocase

The views expressed are those of the author(s) and are not necessarily those of Scientific American.



SHARE

LATEST

labirint.ru

ADVERTISEMENT | REPORT AD

ABOUT THE AUTHOR(S)**Scott Barry Kaufman**

Scott Barry Kaufman is scientific director of the Imagination Institute and a researcher and lecturer in the Positive Psychology Center at the University of Pennsylvania. He conducts research on the measurement and development of imagination, creativity, and play, and teaches the popular undergraduate course Introduction to Positive Psychology. Kaufman is author of *Ungifted: Intelligence Redefined* and co-author of the book *Wired to Create: Unraveling the Mysteries of the Creative Mind* (with Carolyn Gregoire).

Recent Articles

Which Personality Traits Are Most Predictive of Well-Being?

2 Beautiful Minds We Lost in 2016: Seymour Epstein and Shane Lopez

How Can Education Foster Imagination and Creativity?

	SHARE	LATEST
--	-------	--------

LATEST NEWS

WELLNESS**Umbrellas Plus Sunscreen Best Bet to Beat Burns**

9 hours ago — Christopher Intagliata

**POLICY & ETHICS**

The War on Facts is a War on Democracy

7 hours ago — Jonathan Foley

**POLICY & ETHICS**

Trump Administration Backtracks on Plan to Take Down EPA Climate Web Page

13 hours ago — Valerie Volcovici, Susan Heavey and Ian Simpson

**POLICY & ETHICS**

USDA Calls Scientist Gag Order a "Misunderstanding"

14 hours ago — Dina Fine Maron

[SHARE](#)[LATEST](#)**BEHAVIOR & SOCIETY**

Hive Mind: New Approach Could Improve on Crowd Wisdom

16 hours ago — Simon Makin



PUBLIC HEALTH**Trump's First Strong Words on Obamacare May Have Weak Impact**

19 hours ago — Julie Rovner and Kaiser Health News



Report Ad

NEWSLETTER**SIGN UP****READ MORE****SHARE****LATEST**

P R E V I O U S

Finding Creativity on IQ Tests

By Scott Barry Kaufman on July 18, 2013

.....

N E X T

IQ Test Controversies Persist

By Scott Barry Kaufman on August 23, 2013

SA Mind provides essential reading on the science of you.

S U B S C R I B E N O W !

.....

	SHARE	LATEST
--	-------	--------

About

Press Room

More

Scientific American is part of Springer Nature, which owns or has commercial relations with thousands of scientific publications (many of them can be found at www.springernature.com/us). Scientific American maintains a strict policy of editorial independence in reporting developments in science to our readers.

© 2017 SCIENTIFIC AMERICAN, A DIVISION OF NATURE AMERICA, INC.

ALL RIGHTS RESERVED.

	SHARE	LATEST
--	--------------	---------------

	SHARE	LATEST
--	-------	--------

	SHARE	LATEST
--	-------	--------

	SHARE	LATEST
--	-------	--------